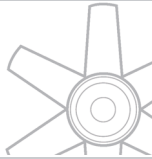


CVS Series - fixed pitch roof axial - supply air



product CVS Series - fixed pitch roof axial - supply air		
dimensions mm 150 - 630	poles & duty 2 - 6 / up to 3.2m³/s	
application A highly competitive general purpose range for supply air ventilation.		

Specifications

Bases for all models are of galvanised steel construction. Caps are manufactured from UV stabilised polymer, fibreglass or powder coated galvanised steel. Special materials and finishes are available for hazardous environments and special circumstances. Available in optional Colorbond™ colours.

Testing

Rated fan performance has been determined by testing to ISO 5801 : 2007
Fan sound data has been determined by testing to AMCA 300 or ISO 13347 : 2004 .

Impellers

Aerofoil fixed pitch impellers in either pressure die cast aluminium or injection moulded glass reinforced polypropylene.

Motors

Motors are of TEFC design. Motor windings incorporate class 'B' or 'F' insulation as standard. Motor bearings are sealed for life and maintenance free. Integral thermal overload protection is generally not provided and is the responsibility of the installing electrical contractor. Failure to provide thermal overload protection voids the warranty.

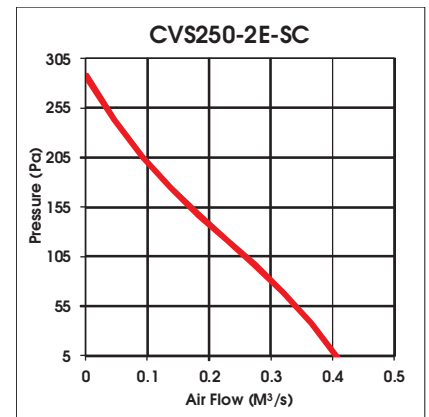
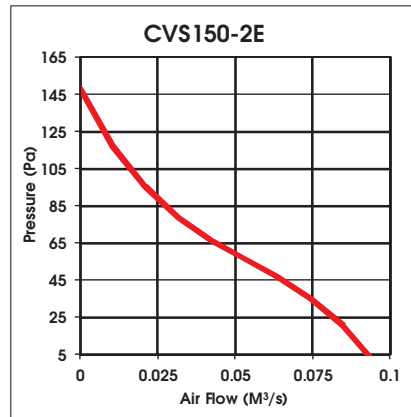
Wiring diagrams and latest data

Refer to the latest product datasheet for individual model wiring instructions, data and specifications. Datasheets are available from our electronic selection software **FansSelect** downloadable at www.pacificHVAC.com
It is the responsibility of the user to connect the thermal contacts where provided to protect the motor. It is a condition of our warranty that all equipment supplied is installed according to the requirements of AS/NZS3000:2007 Australian/New Zealand wiring rules.

Fan Model	Full Load Current	Motor kW	Shaft Revs / sec	dB(A) @ 3m	SPL dB referred to 10 ⁻¹² W Type C: ducted inlet, free out (LW)							
					63	125	250	500	1K	2K	4K	8K
CVS150-2E	0.31	0.045	47	39	49	51	51	55	54	53	51	49
CVS250-2E-SC	0.51	0.115	41	49	64	70	71	67	64	63	58	54
CVS300-2E	0.62	0.14	44	54	67	72	74	72	70	66	63	61
CVS300-2E-SC	0.62	0.14	44	54	67	72	74	72	70	66	63	61
CVS300-4E	0.32	0.072	22	42	62	63	61	63	57	54	48	45
CV300-4E-SC	0.32	0.072	22	42	62	63	61	63	57	54	48	45
CVS350-4D	1.06	0.37	24	43	59	62	62	58	60	57	53	47
CVS350-4E	0.73	0.165	22	44	63	65	62	63	60	56	50	45
CVS350-4E-SC	0.73	0.165	22	44	63	65	62	63	60	56	50	45
CVS400-4D	1.06	0.37	24	49	64	68	68	64	66	61	59	52
CVS400-4E	0.73	0.16	24	46	68	67	65	63	61	60	55	48
CVS400-4E-SC	0.73	0.16	24	46	68	67	65	63	61	60	55	48
CVS450-4D	1.06	0.37	24	52	64	69	65	71	68	65	60	50
CVS450-4E	2.36	0.49	22	48	70	69	65	64	63	63	59	53
CVS450-4E-SC	2.36	0.49	22	48	70	69	65	64	63	63	59	53
CVS450-6D	1.1	0.37	16	44	63	60	62	64	61	57	50	40
CVS500-4D	1.54	0.55	24	56	70	75	70	73	72	71	66	58
CVS500-4E	3	0.68	22	53	75	74	70	70	68	68	61	55
CVS500-4E-SC	3	0.68	22	53	75	74	70	70	68	68	61	55
CVS500-6D	1.1	0.37	16	46	69	63	65	64	64	58	55	41
CVS560-4D	1.54	0.55	24	57	69	74	71	76	74	71	65	57
CVS560-6D	1.1	0.37	16	52	70	69	69	74	67	62	59	49
CVS560-6E	1.8	0.41	15	48	66	68	64	65	66	61	54	52
CVS560-6E-SC	1.8	0.41	15	48	66	68	64	65	66	61	54	52
CVS630-4D	2.5	1.1	24	61	75	80	74	78	76	76	71	64
CVS630-6D	1.4	0.55	16	56	75	73	72	75	73	69	60	53

2E=2pole, 1phase. 2D=2 pole, 3phase. 4E=4 pole, 1Phase. 4D=4pole, 3phase. 6E=6pole, 1phase. 6D=6 pole, 3phase. 8D=8pole, 3phase.

CVS Series - fixed pitch roof axial - supply air

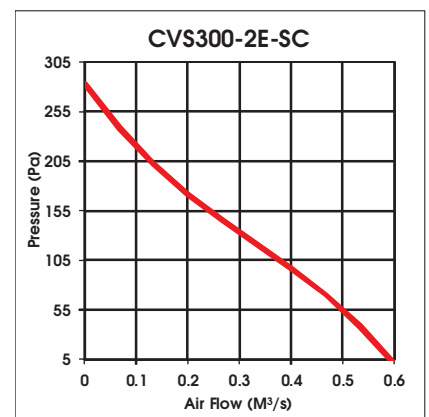
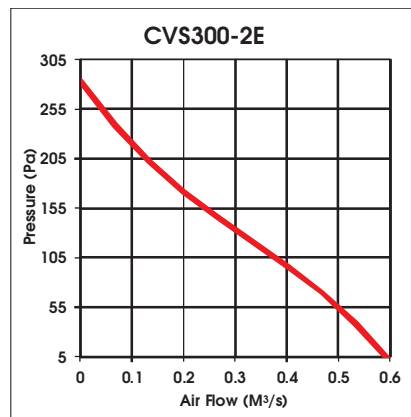


Suggested Specification

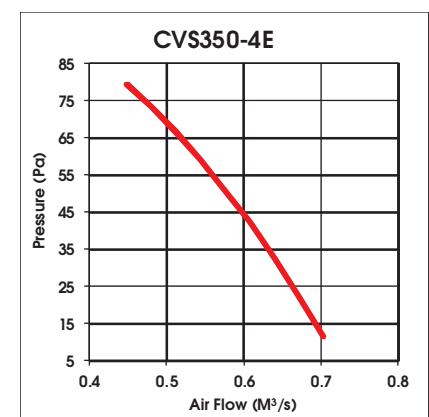
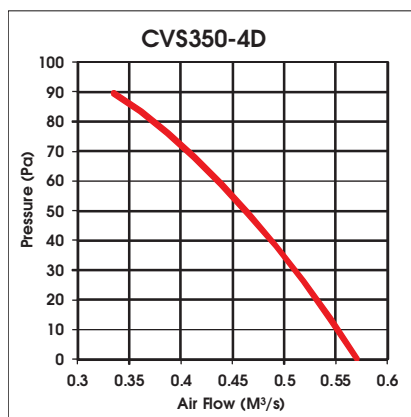
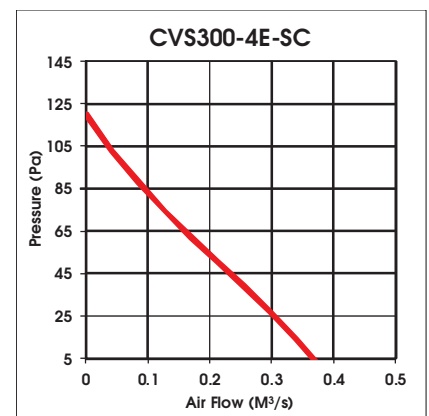
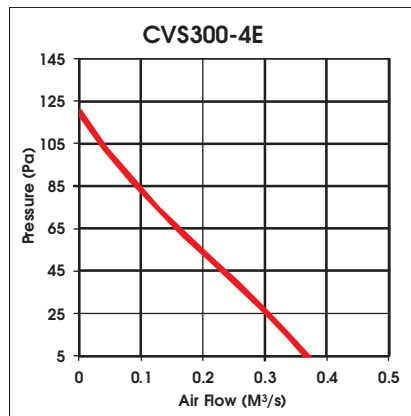
Fixed Pitch Axial Flow Supply Air type fans shall be of the CVS Series manufactured by Pacific HVAC Engineering Pty Ltd.

Axial Flow impellers shall be driven by External Rotor Motors (single phase models) and TEFC motors (three phase models) with sealed for life bearings. Fan bases, and caps shall be weather proof and fabricated from UV resistant Injection moulded polymer, ABS polymer, fibreglass and corrosion protected steel.

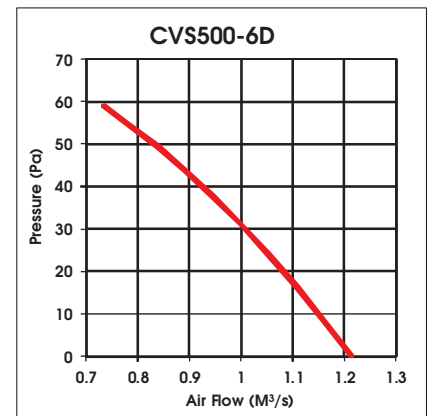
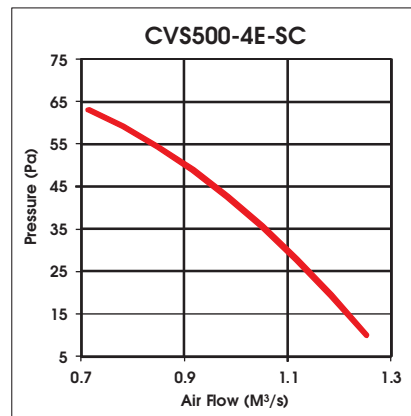
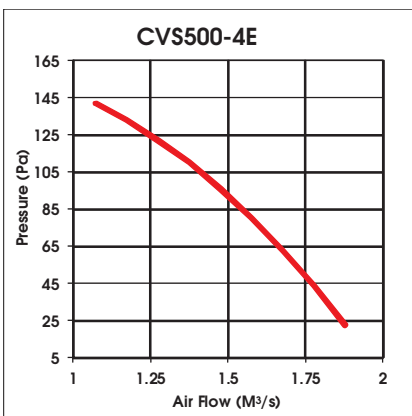
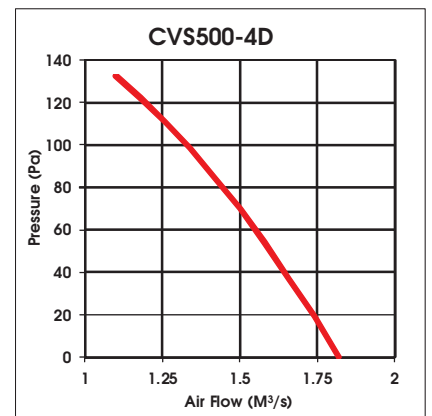
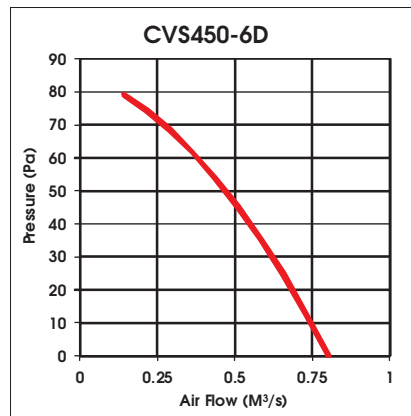
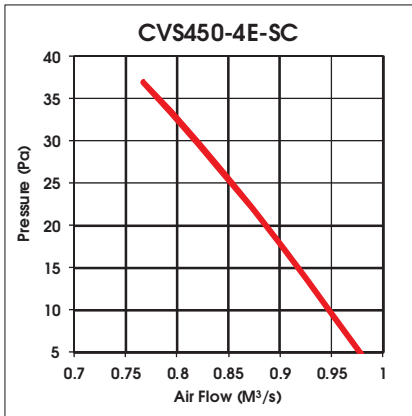
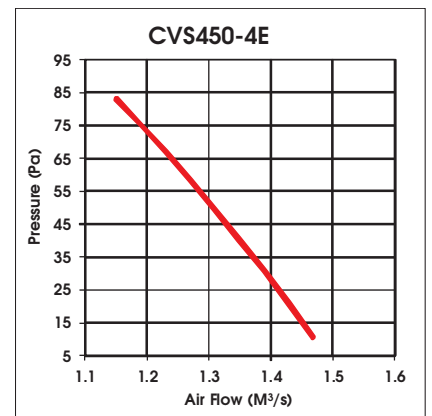
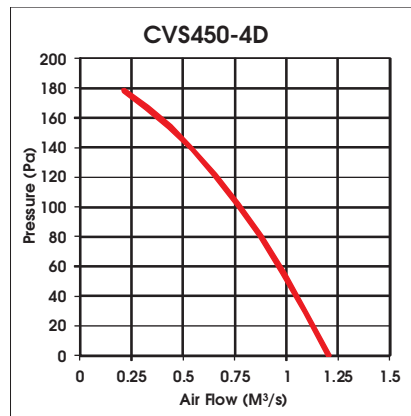
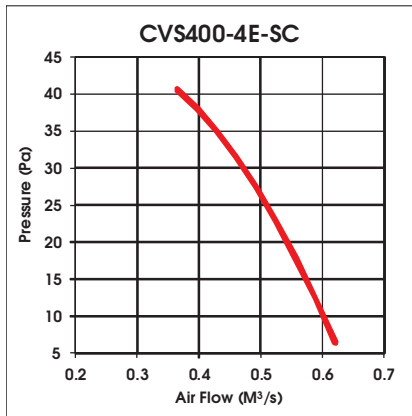
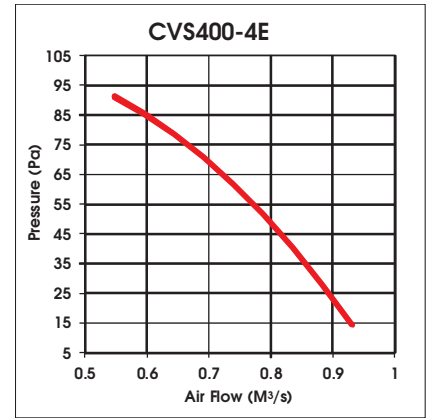
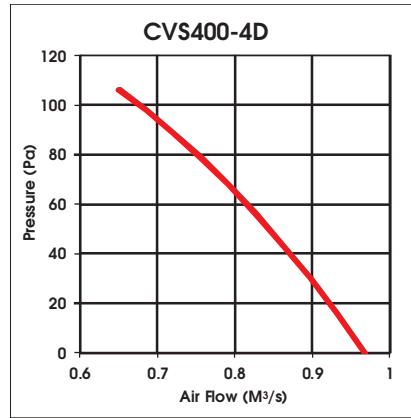
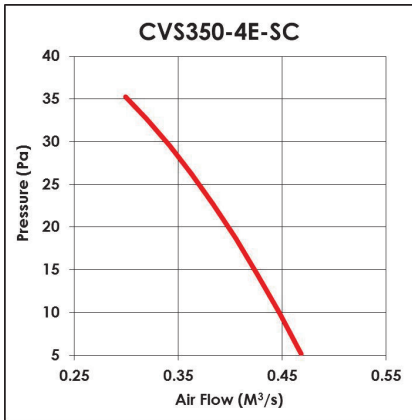
All fans shall be fully tested in accordance with the requirements of ISO 5801 : 2007 for air flow and AMCA 300 or ISO 13347 : 2004 for sound.



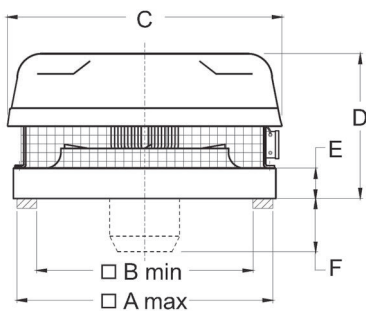
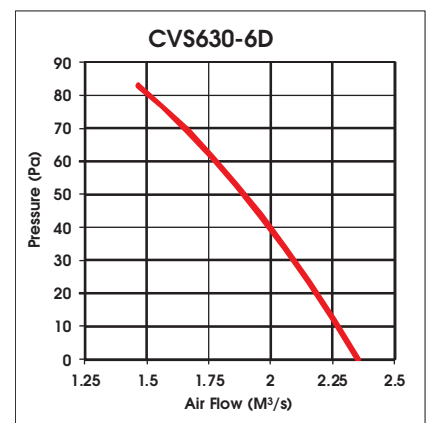
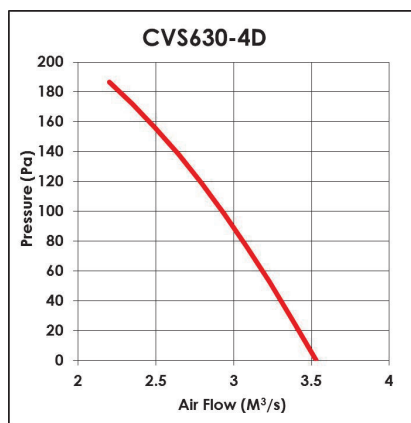
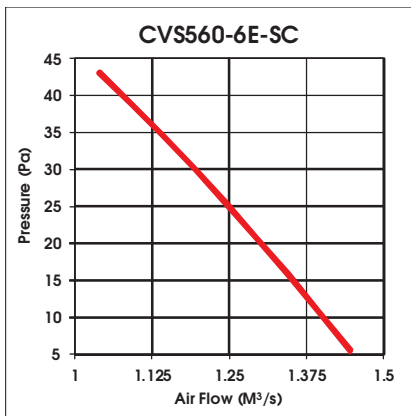
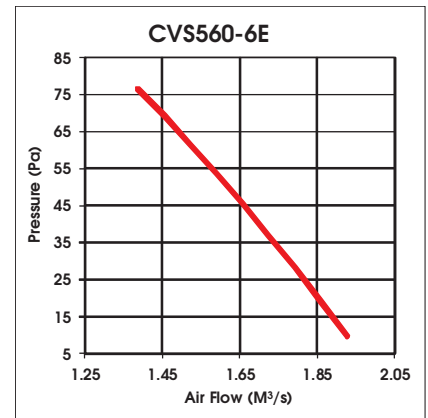
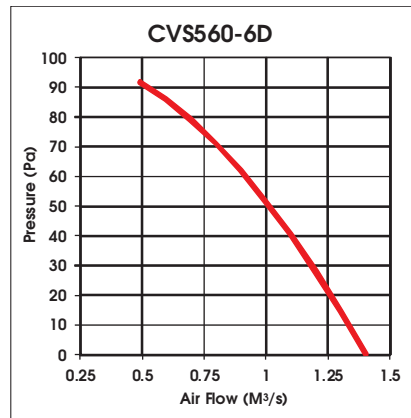
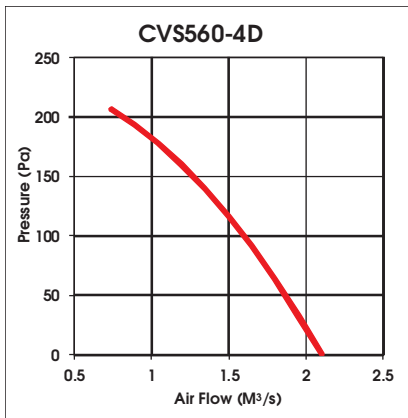
Ancillaries



CVS Series - fixed pitch roof axial - supply air



CVS Series - fixed pitch roof axial - supply air



CVS Size	A	B	C	D	E	F	kg
150	290	240	430	195	25	-	3
250	330	280	460	231	25	-	15
300	380	330	430	210	25	-	25
350	475	385	550	250	25	75	30
400	530	440	550	250	50	100	55
450	565	475	700	300	25	150	55
500	645	545	700	300	80	150	55
560	715	615	900	340	80	150	55
630	795	695	900	340	80	150	55